

Including remote
radio control options


CTM 9000 Series Sugar Beet Cleaner Loaders



CTM 9000



Trusted by farmers and contractors since 1950




Elevator

CTM 9000 Series handles up to 6 tonnes of sugar beet a minute, combining efficient cleaning and high throughput with modular design flexibility to meet customer requirements. Consequently, the 9000 Series is the choice of most large contractors and sugar beet hauliers.

The generous 6 ton capacity hopper can be increased by hydraulically folding side extensions. A hydraulic hopper gate and speed controls manage the flow of beet to the cleaning webs.



CTM 90003XL folded for road Slew machines are lowered onto sprung axle for best road travel. Up to 1.5m clearance under the main frame for tare removal.



Chain link cleaning webs

Webs are designed for effective cleaning and reliable service. Endless continental webs are used throughout, except in the hopper where conventional steel rod links are used in conjunction with antiwrap bars. Elevator webs are fitted with long life, plastic cleats.



Precleaner

CLEANING SYSTEMS

Standard cleaning from open link hopper floor, controlled with hydraulic hopper gate.

CTM PRECLEANER

Unique designed web which gently tumbles the beet for faster compact cleaning.

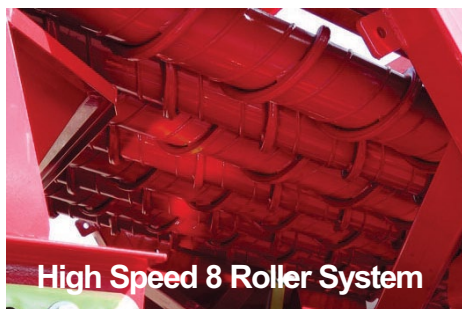
REVERSE ACTION SPIRAL ROLLERS

with anti-jam stone ejection, ideal for the removal of clods, stones and trash for continuous running in heavy, wet conditions prone to clinging mud.

HIGH SPEED 8 ROLLER SYSTEM

Hard weld, protected spiral rollers with water system for clod and trash extraction. Standard on 9053XL model.

CTM 9053XL



High Speed 8 Roller System





and still evolving to meet tomorrow's needs.

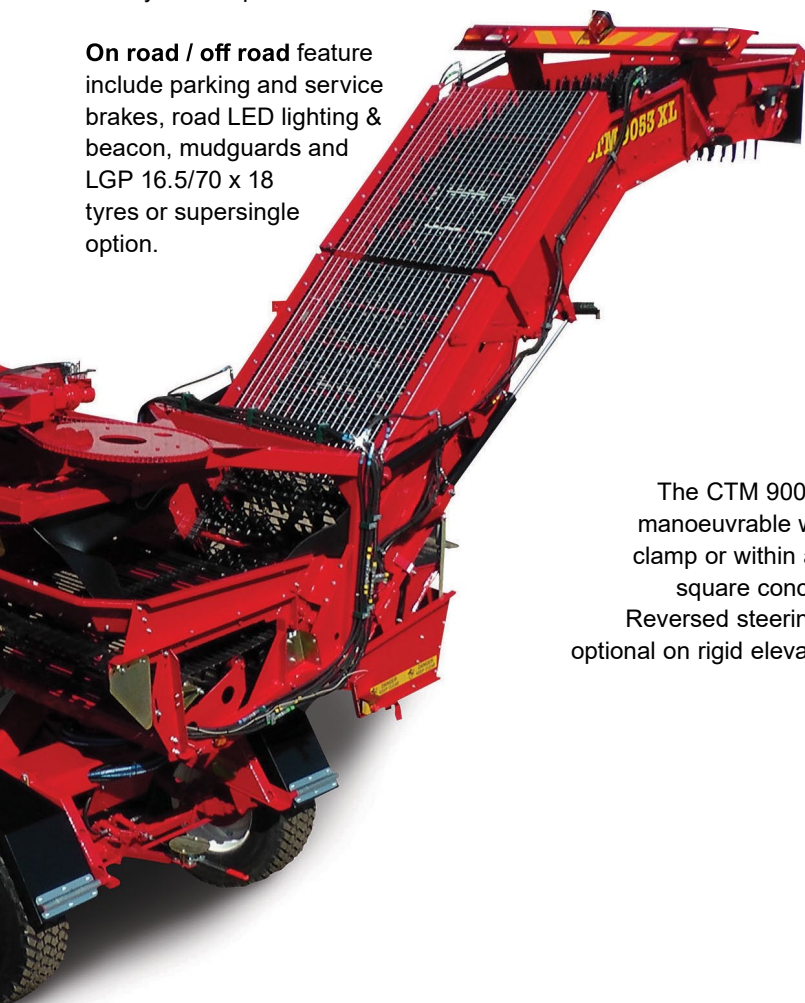
Slewing Elevators

Elevator options include a rigid design or a 200° swivel elevator with powered wheels on extending stabilizer axle. Lift and tilt options are available. Elevator LED work lights are standard.


Power is from modern water cooled Deutz Diesel Engines with management protection systems and multifunction display screen. All engines comply to EU Stage V emission regulation. Fuel tank with 160 litres is standard, the more powerful CTM9053XL has a 20 litre AdBlue tank.

Electric controls include engine speed and hydraulic operations.

On road / off road feature include parking and service brakes, road LED lighting & beacon, mudguards and LGP 16.5/70 x 18 tyres or supersingle option.



The CTM 9000 is equally manoeuvrable with a linear clamp or within a traditional square concrete clamp. Reversed steering axles are optional on rigid elevator models.



Slewing



Onboard controls



Water cooled engines



Remote radio control
(see overleaf)

CTM 9003XL



Powered Wheels & RRC Model Summary



Remote control

REMOTE RADIO CONTROL

CTM offer A 32 Multi function industrial radio control unit from the safety of the shovel's cab, where the operator has the clearest view of the site. Portable controller can also be used from ground level.

Our unique system self-drive system permits the operator to move the loader along the clamp without diverting the loading shovel or moving the lorry.

It is equipped with an umbilical linked control panel that the operator can work from ground level.



GUIDE TO POPULAR MODELS

Standard 9000

All CTM 9000 Series have capacity of up to 5 tonnes per minute Cleaning - PRECLEANER web system & standard 2 section Elevator Multi-Function Radio Control option available on all models

CTM9000

Compact version cleaner loader with Rigid Elevator Deutz 3 cyl. TD2.2 LC 36kw/48HP EU Stage V.

CTM9040

As CTM9000 plus 6 sprung loaded reverse action spiral roller system Deutz 3 cyl. TCD2.2 LC 50kw/67HP IEU Stage V.

CTM9043

As CTM9040 plus 200° slewing elevator, extending stabiliser axle, Powered traction drive wheels & steering Deutz 3 cyl. TCD2.2 LC 50kw/67HP EU Stage V.

Larger XL 9000

All CTM 9000XL Series have capacity of up to 6 tonnes per minute Cleaning - PRECLEANER web system & standard 3 section Elevator Multi-Function Radio Control option available on all models

CTM9000XL

Compact version cleaner loader with Rigid Elevator Deutz 3 cyl. TCD2.2 LC 50kw/67HP EU Stage V.

CTM9003XL

As CTM9000XL plus 200° slewing elevator, extending stabiliser axle Powered traction drive wheels & steering Deutz 3 cyl. TCD2.2 LC 50kw/67HP EU Stage V.

CTM9053XL

As CTM9003XL plus heavy duty 8 fixed spiral roller system with Water System & Multi-Function Radio Control Standard Deutz 4 cyl. TCD 3.6 LC, AdBlue 105kw/140HP EU Stage V.